






(1)

# 914 shock absorber



2.0		P36-0112	↓	B46-0179	⊥
01/72 - 12/75	74 kW				
16 2.0, 1.7, 1.8				B46-0179	⊥
01/69 - 02/76	59 -81 kW				

 Front left  
 Front right

 Rear left  
 Rear right

 McPherson strut  
 Clip

**VA** Front axle  
**HA** Rear axle

 ——— Top mounting  
 ——— Lower mounting

(6)

# Porsche

Bolt pattern: 108/4 NLB: 57,1 Thread: M14x1,5 (Schraube)

Vehicle/Purchase description	Typ	Conditions	Rim offset limit
924	924		-5

Wheel spacers System 5			Wheel spacers System 2			Wheel spacers System 4		
Width per disk	Art.-No.	Conditions	Width per disk	Art.-No.	Conditions	Width per disk	Art.-No.	Conditions
3 mm	10270		5 mm	12318	P1;N3	20 mm	13233BES	S5
3 mm	10270E		5 mm	12318/155	P1;N3	20 mm	13233ES	S5
4 mm	10272		5 mm	12318E	P1;N3	20 mm	13233HS	S5
4 mm	10272E		6 mm	12302	P1;N3	20 mm	13233S	S5
5 mm	10202		6 mm	12302/65	P1;N3	25 mm	13105BES	
5 mm	10202E		6 mm	12302E	P1;N3	25 mm	13105ES	
6 mm	10003		7 mm	12319	P1;N3	25 mm	13105S	
6 mm	10003E		7 mm	12319E	P1;N3	30 mm	13106BES	
7 mm	10021		8 mm	12084	P1;N3	30 mm	13106ES	
7 mm	10021E		8 mm	12084/65	P1;N3	30 mm	13106S	
8 mm	10038	N1	8 mm	12084E	P1;N3	35 mm	13107ES	
8 mm	10038E	N1	10 mm	12112	P1;N3	35 mm	13107S	
10 mm	10265	N1	10 mm	12112/45	P1;N3	45 mm	13394ES	
10 mm	10265E	N1	10 mm	12112/65	P1;N3	45 mm	13394S	
15 mm	10005	N1	10 mm	12112E	P1;N3	50 mm	13218ES	
15 mm	10005E	N1	11 mm	12330	P1;N3	50 mm	13218S	
			11 mm	12330E	P1;N3	60 mm	13388ES	
			13 mm	12358	P1;N3	60 mm	13388S	
			13 mm	12358/45	P1;N3			
			13 mm	12358E	P1;N3			
			15 mm	12113	P1			
			15 mm	12113/45	P1			
			15 mm	12113E	P1			
			20 mm	12114				
			20 mm	12114/45				
			20 mm	12114E				
			25 mm	12115				
			25 mm	12115/45				
			25 mm	12115E				
			30 mm	12116				
			30 mm	12116E				

N1 = only for vehicles with a hub guidance of at least 5 mm, disk strength + 5mm, usable! Centering of the rim consider!  
 N3 = not usable with all vehicles and/or rims, due to the small disk strength the disk does not lie close the hub and/or in the rim! U.U. is change of the hub or variation in type (above phrase) necessary for centering of the rim.  
 S1 = only for vehicles with wheel bolts M12 x 1,25 usable and/or with wheel bolts one supplied!  
 S5 = when assembling of the shims are a maximum thread projection of 18mm of the wheel bolts into the trace widening not to be exceeded.



**System 5** These single sided centring wheel spacers are supplied without mounting hardware as with System 2. New fastening hardware for your wheels must be ordered according to the spacer chosen. Please heed the current wheel bolts (cone or ball taper, thread and shaft length) since this must be indicated for the order.



**System 2** These wheel spacers are with double centering. They are fastened with longer wheel bolts and/or studs. New mounting hardware for your wheels must be ordered in each case. Please consider the present wheel bolts (cone or ball taper, thread and shank length) since this must be indicated for the order.



**System 4** These wheel spacers are technically the same as System 3; only instead of studs there are tapped holes in the wheel spacer. The necessary mounting hardware for the wheel spacers is also provided here. By the application of a very high-quality special aluminium-magnesium metal, pressing in the threaded inserts is unnecessary.

# Porsche

Bolt pattern: 130/5 NLB: 71,6 Thread: M14x1,5 (Mutter)

Vehicle/Purchase description	Typ	Conditions	Rim offset limit
911 Carrera, Cabrio	964		38
911 Carrera, Targa	911, 911 SC		-5
911 Carrera, Turbo, Cabrio, Coupe	911, 911 SC		(-25)
911 Carrera, Turbo, RS	964 Turbo		40
911 Turbo, 911 Carrera* , *4, *S, *4S, *RS, *RS4, *Targa	993, 993 Turbo		40/27
914/6	914/6		12
924 Turbo, GT	924		-4
928, 928 *S, *S4, *GTS	928		36 (-10)
944	944, 944 *S, *S2, *Turbo		37/17
968	968		37

Wheel spacers System 5			Wheel spacers System 2			Wheel spacers System 3		
Width per disk	Art.-No.	Conditions	Width per disk	Art.-No.	Conditions	Width per disk	Art.-No.	Conditions
3 mm	10281		7 mm	12287	N4	15 mm	14001ES	B2
3 mm	10281E		10 mm	12198	N4	15 mm	14001S	B2
5 mm	10220	N1	10 mm	12198/165	N4	18 mm	14087ES	B2
5 mm	10220E	N1	10 mm	12198E	N4	18 mm	14087S	B2
6 mm	10120		13 mm	12303	N4	20 mm	14002ES	B2
6 mm	10120E		15 mm	12199		20 mm	14002S	B2
7 mm	10083	N1	15 mm	12199E		22 mm	14088ES	B2
7 mm	10083E	N1	18 mm	12304		22 mm	14088S	B2
10 mm	10001	N1	20 mm	12200		25 mm	14003ES	B2
10 mm	10001E	N1	20 mm	12200E		25 mm	14003S	B2
			25 mm	12201		29 mm	14408S	B1
			25 mm	12201E		30 mm	14004ES	B1
			30 mm	12202		30 mm	14004S	B1
			35 mm	12203		32 mm	14356S	
			40 mm	12204		35 mm	14005ES	
						35 mm	14005S	
						37 mm	14409S	
						40 mm	14008ES	
						40 mm	14006S	
						43 mm	14410S	
						45 mm	14063ES	
						45 mm	14063S	
						50 mm	14064ES	
						50 mm	14064S	
						55 mm	14065ES	
						55 mm	14065S	
						60 mm	14079ES	
						60 mm	14079S	
						65 mm	14080ES	T4
						65 mm	14080S	T4
						70 mm	14081ES	T4
						70 mm	14081S	T4
						72 mm	14531S	T4
						80 mm	14417S	T4
						98 mm	14532S	T4
						100 mm	14398S	T4

B1 = recesses (bag drillings) at the hub mating surface of the rims necessary or see S4!  
 B2 = recesses (bag drillings) at the hub mating surface of the rims necessary!  
 N1 = only for vehicles with a hub guidance of at least „ disk strength + 5mm „ usable! Centering of the rim consider!  
 N4 = only for vehicles with a hub guidance „ smaller than disk strength „ usable. Please you consider to it our technical references!  
 T4 = Not allowed for public road traffic without TÜV approval. Only for sports purposes.



**System 5** These single sided centring wheel spacers are supplied without mounting hardware as with System 2. New fastening hardware for your wheels must be ordered according to the spacer chosen. Please heed the current wheel bolts (cone or ball taper, thread and shaft length) since this must be indicated for the order.



**System 2** These wheel spacers are with double centring. They are fastened with longer wheel bolts and/or studs. New mounting hardware for your wheels must be ordered in each case. Please consider the present wheel bolts (cone or ball taper, thread and shank length) since this must be indicated for the order.



**System 3** These wheel spacers are manufactured by using very high-quality aluminium. The spacer is installed between the rim and vehicle. All wheel spacers are manufactured with double centring. All of the original mounting hardware can be retained. We provide all the hardware for installation of the wheel spacers.